



Gathered at the Table

Celebrating Communion



Written by Glenys Nellist
Illustrated by Anna Kazimi

Activity Pack

Five Tips for Talking to Children About Communion

1. Explain that although there are many different ways, times, and places to receive Communion, those differences are not really important. What matters is that when we receive Communion, we all remember Jesus.
2. As you look at the pictures in the book, encourage the child's natural curiosity and wonder. 'Wondering questions' are a great way to allow the child to ponder the meaning and mystery of Communion. For example:

I wonder what it would have felt like to be in the upper room that night...

I wonder why Jesus chose bread and wine as a way to remember him...

I wonder how God feels when people all over the world share communion...

I wonder why bread is so important...

I wonder what it means to eat the bread of life...

3. Giving children the opportunity to visit different churches, either to see how Communion is shared, or to participate in it, is a wonderful way to teach them about differing traditions. Initiate a conversation about their experience afterwards and encourage their questions.
4. If children have questions about Communion that you don't know the answer to, don't be afraid to say something like: *That's a great question. I'm not sure. Let's ask our pastor about that.*
5. Showing an interest in, and appreciation of, the varying ways that Communion is shared is a great way to teach children respect for various denominational practices and how our commonalities as Christians outweigh our differences.



Signed Bookplates

Cut out and glue inside the book.

Gathered
at the Table
Celebrating Communion

Glenys
Wellist ♡

Gathered
at the Table
Celebrating Communion

Glenys
Wellist ♡

Gathered
at the Table
Celebrating Communion

Glenys
Wellist ♡

Gathered
at the Table
Celebrating Communion

Glenys
Wellist ♡

Bookmark (front)



Gathered at the Table

Celebrating Communion

Written by **Glenys Nellist**
Illustrated by **Anna Kazimi**



Gathered at the Table

Celebrating Communion

Written by **Glenys Nellist**
Illustrated by **Anna Kazimi**




Bookmark (back)

More Books by
Glenys Nellist



More Books by
Glenys Nellist



www.glenysnellist.com

 ZONDERkidz

www.glenysnellist.com

 ZONDERkidz

SIMPLE BREAD RECIPES

1. Ice Cream Bread

2 cups soft ice cream

1 ½ cups self-rising flour

350° oven

Greased loaf pan



Stir the smooth (almost melted) ice cream into the flour. Don't over mix.

Pour into loaf pan.

Bake 40-45 min.

Cool 5 minutes, then turn out.

The varieties are endless! For example, use a coffee ice cream and add chocolate chips or lemon crunch ice cream with added lemon zest.

(Thanks to Jennifer Shoemaker Ardis for this recipe.)

2. Flatbreads

2 ¾ cups self-rising flour

1 tsp baking powder

1 2/5 cups natural yoghurt



Mix ingredients with a spoon, then use hands to pat together.

Tip dough on a dusted surface & knead for a minute or so.

Divide into 12 equal-sized pieces (roughly the size of a golf ball.)

Flatten & roll into 4 ½ " rounds, about 1/8 " thick.

Cut 6 lines into the center of each round, (leave about 1" at each end.)

Cook on hot griddle or non-stick frying pan for 1 to 2 minutes on each side.

SIMPLE BREAD RECIPES

3. Soda Bread

2 cups plain white flour

2 cups plain whole wheat flour

1 tsp salt

1 tsp bicarbonate of soda

About 1 ¾ cups buttermilk



Preheat oven to 390° & line a baking tray with parchment.

Mix the dry ingredients.

Make a well in the center and pour in half the buttermilk. Mix with fingers or round-bladed knife, adding more buttermilk until you have a sticky dough.

Turn dough onto a lightly floured surface, shape into a ball & flatten slightly.

Work quickly as the buttermilk reacts with the bicarbonate of soda.

Place on baking tray, mark into quarters with sharp knife, dust with flour.

Bake for 30 minutes or until golden brown and hollow-sounding when tapped on base.

4. Communion Bread

2 tsps baking powder

2 cups flour

½ cup sugar

1/3 cup butter

½ cup or less milk



Preheat oven to 375°. Mix first 3 ingredients.

Cut butter into small chunks & rub into the mix with fingers until it's crumbly.

Add milk & mix with spoon.


Press onto greased cookie sheet, no more than ½ " thick.

Score into ½" squares.

Bake 12-15 mins.

Cut into squares as scored before baking. *(Thanks to Julia Bisette for this recipe.)*

Crossword



Down:

1. We usually sing these before, during, and after Communion.
2. Who we remember when we take Communion.
3. A popular drink to use in place of wine.
4. The place in Jerusalem where Jesus shared bread and wine with his disciples.
11. What we eat at Communion.

Across:

5. What wine is made from.
6. The person who usually serves Communion.
7. The most popular place where Communion is shared.
8. Another name for Communion.
9. What the pastor usually breaks.
10. What Jesus asked his disciples to do when they shared Communion.
12. Sometimes people do this to receive Communion.

Word Search


L A C D T M C R E M E M B E R
B L O R D S S U P P E R U E O
R I S E L P I C S I D O E E F
T S P L O A F B G E S C P U W
S D U R R C U A A C H U R C H
E N O I N U M M O C S M N H A
E R G R A P E J U I C E S A E
S R E D A E R B N E R A U R T
J T H A H H R F A M I L Y I O
B U S G H O O R H H E T R S G
C S U R O C D R I N K M E T E
R E E A E L B A T D W R B T T
W D O P S U S E J R I S M N H
O L E E R D H Y A D N U S U E
A E E S E T C Y E O E A T R R


COMMUNION
CHURCH
LORDS SUPPER
GRAPES
EAT

CUP
SUNDAY
DISCIPLES
LOAF
TABLE

BREAD
GRAPE JUICE
JESUS
REMEMBER
TOGETHER

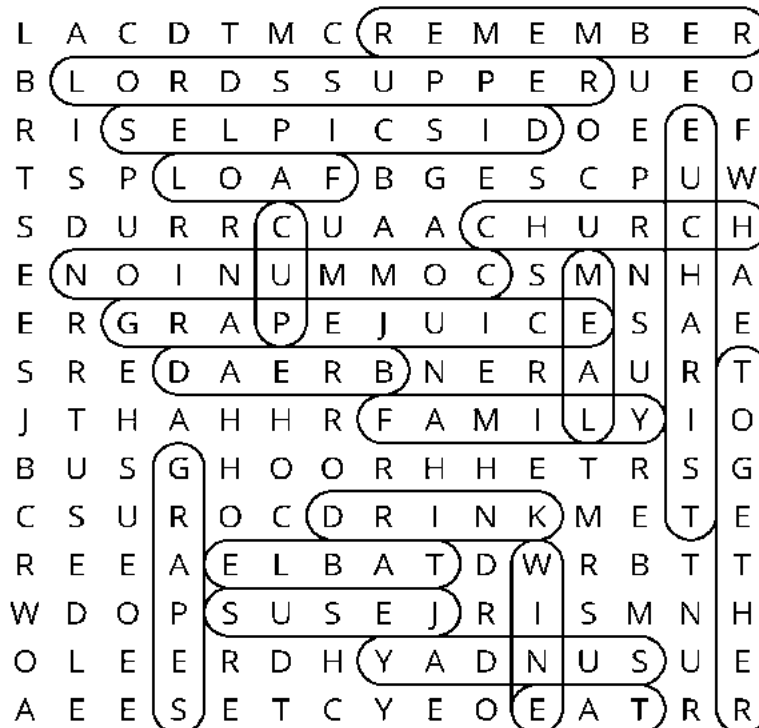
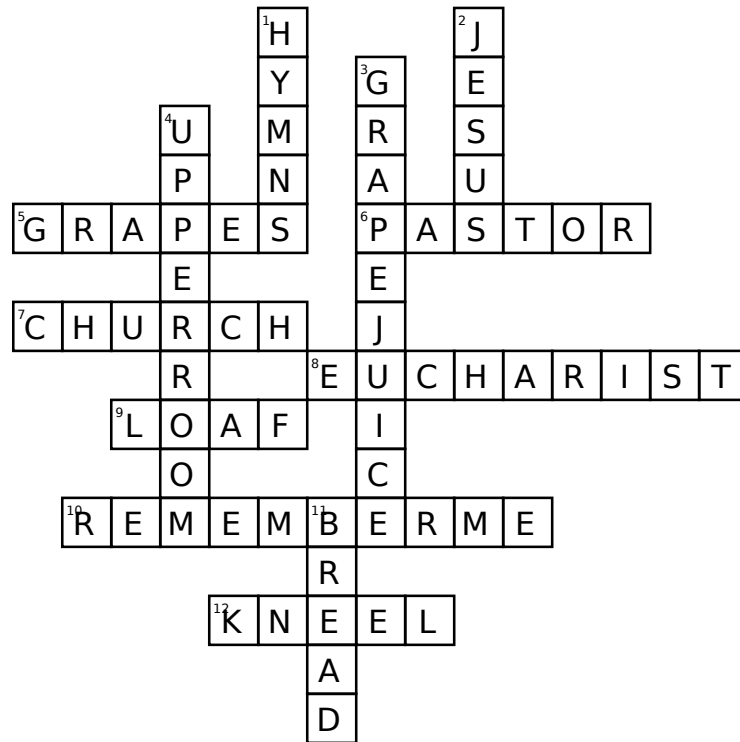
WINE
EUCHARIST
MEAL
DRINK
FAMILY













Answer Keys



More Books by Glenys Nellist



Glenys Nellist was born and raised in a little village in northern England. The author of multiple children's books including the bestselling 'Twas the Evening of Christmas and the popular series Love Letters from God and Snuggle Time, her writing reflects a deep passion for helping children discover joy in the world. Glenys lives in Michigan with her husband, David.

www.glenysnellist.com

 **ZONDERkidz**